



**Comelit**  
Passion and Innovation

# THE STRENGTHS OF COMELIT CONTROL PANELS

- .01** Video Alarm Verification;
  - MMS - You can view the alarm event immediately by receiving images of the alarm episode via MMS, thus giving you a clear indication of what is happening.
  - Video Alarm Memory - When you consult the events log, as well as obtaining the traditional information such as date, time, zone, etc, you get images of the alarm episode, so that you can check what has happened. The video images are saved on the revolutionary SafeTouch. These functions do not require a video recorder but are managed directly by the anti-intrusion devices.
- .02** DOUBLE function: doubles the number of inputs, 2 zones per input, each individually recognised.
- .03** Free IN/OUT function: possibility of connecting either a siren or a sensor to the same terminal.
- .04** RADIO system; a comprehensive range of accessories, integrated with the control panel and capable of meeting the installation requirements of locations where wiring is not an option.
- .05** Connectivity: SMS, voice messages, web interface, voice control and MMS
- .06** Total integration with all Comelit systems (home automation, CCTV, video door entry systems)
- .07** Universal, NC, NA, single, double and triple balance and double input connection. Input management in AND mode
- .08** Quick setting of audio messages by means of text- to-speech: simplifies message recording on the audio module - compose messages simply by editing them from a computer.
- .09** The direct connection of inertial sensors and cable sensors for roller shutters simplifies wiring and saves the installer the task of buying and installing additional analysis cards.
- .10** Safe Manager Software
- .11** Time-based programming: the flexibility of the control panel allows management by a time-based programmer, for activation/deactivation, users and outputs.
- .12** EN50131: made in compliance with European standards

DUAL MINI CIRCUIT BREAKER BOX



BR818



SURFACE MOUNTING CONSUMER UNIT 4 DIN MODULE



BR819



FLUSH MOUNTING CONSUMER UNIT 2 DIN MODULE



BR821



SURFACE MOUNTING CONSUMER UNIT 2 DIN MODULE



BR820



FLUSH MOUNTING CONSUMER UNIT 6 DIN MODULE



BR803



SURFACE MOUNTING CONSUMER UNIT 6 DIN MODULE



BR804



FLUSH MOUNTING CONSUMER UNIT 9 DIN MODULE



BR805



SURFACE MOUNTING CONSUMER UNIT 9 DIN MODULE



BR806



FLUSH MOUNTING CONSUMER UNIT 12 DIN MODULE



BR807



SURFACE MOUNTING CONSUMER UNIT 12 DIN MODULE



BR808



FLUSH MOUNTING CONSUMER UNIT 18 DIN MODULE



BR813



SURFACE MOUNTING CONSUMER UNIT 18 DIN MODULE



BR814





**FLUSH MOUNTING CONSUMER UNIT  
24 DIN MODULE**

BR809



1/10

**SURFACE MOUNTING CONSUMER  
UNIT 24 DIN MODULE**


BR810



1/10

**FLUSH MOUNTING CONSUMER UNIT  
36 DIN MODULE**

BR811



1/5

**SURFACE MOUNTING CONSUMER  
UNIT 36 DIN MODULE**

BR812



1/5

**MODULAR TERMINAL BLOCK | EARTH/NEUTRAL**

- BR840 | 2X6 insulated base
- BR842 | 6 earth/neutral block
- BR841 | 2x10 insulated base
- BR843 | 10 earth/neutral block



**BOX FOR PLASTER**

BR1712



1/200

**JUNCTION BOX FOR PLASTER**

BR1713



1/100

**LAMP HOLDER SET**

- BR1411 | Suspended lamp holder set
- BR1400 | Holder



1/50

1/400

**FLUSH MOUNTING SQUARE  
JUNCTION BOX**

- BR730 | 80x80x40
- BR731 | 100x100x45
- BR732 | 130x130x55
- BR733 | 200x200x75



1/100

1/100

1/100

1/30



BR710 | Box cover

1/100

**SURFACE MOUNTING  
THERMOPLASTIC JUNCTION BOX**

- BR750 | 70x80x40
- BR760 | 85x85x40
- BR770 | 110x110x55



1/50

1/50

1/20

**GROUNDING THREE SOCKET  
OUTLET BLACK**

- BR1573-0 | Cordless
- BR1573-3 | With 3m



1/48

1/18



Cord Ø1.5mm

**GROUNDING SIX SOCKET  
OUTLET BLACK**

- BR1576-0 | Cordless
- BR1576-3 | With 3m



1/24

1/12



Cord Ø1.5mm

**DOUBLE SOCKET OUTLET**

- BR1542-0 | Cordless
- BR1542-3 | With 3m



1/50

1/12



Cord Ø1.0mm

**GROUNDING TWO SOCKET OUTLET**

- BR1552-0 | Cordless
- BR1552-3 | With 3m



1/50

1/12



Cord Ø1.5mm

**GROUNDING FOUR SOCKET OUTLET**

- BR1554-0 | Cordless
- BR1554-3 | With 3m
- BR1554-5 | With 5m



1/40

1/14

1/12



Cord Ø1.5mm

**TRIPLE SOCKET OUTLET**

- BR1543-0 | Cordless
- BR1543-3 | With 3m



1/50

1/12



Cord Ø1.0mm

**GROUNDING THREE SOCKET OUTLET**

- BR1553-0 | Cordless
- BR1553-3 | With 3m
- BR1553-5 | With 5m



1/48

1/18

1/12



Cord Ø1.5mm

**GROUNDING SIX SOCKET OUTLET**

- BR1556-0 | Cordless
- BR1556-3 | With 3m
- BR1556-5 | With 5m



1/24

1/12

1/12



Cord Ø1.5mm

**GROUNDING TWO SOCKET WITH  
SWITCH**

- BR1562-0 | Cordless
- BR1562-3 | With 3m



1/50

1/12



Cord Ø1.5mm

**GROUNDING THREE SOCKET OUTLET  
WITH SWITCH**

- BR1563-0 | Cordless
- BR1563-3 | With 3m



1/40

1/12



Cord Ø1.5mm

**GROUNDING FOUR SOCKET OUTLET  
WITH SWITCH**

- BR1564-0 | Cordless
- BR1564-3 | With 3m



1/25

1/12



Cord Ø1.5mm

**GROUNDING SIX SOCKET OUTLET  
WITH SWITCH**

- BR1566-0 | Cordless
- BR1566-3 | With 3m



1/25

1/20



Cord Ø1.5mm

**BUCKET TRIPLE GROUNDED PLUG & SOCKET**



BR1514



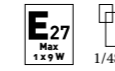
**L TYPE EARTHED MALE PLUG**



BR1516



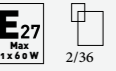
**SAH WALL LAMP**



BR309 | White  
BR309-1 | Gold  
BR309-2 | Silver  
BR00309-600 | Walnut  
BR00309-700 | Cherry



**KRALICE WALL LAMP**



BR306 | White  
BR306-2 | Silver  
BR306-3 | Black  
BR00306-600 | Walnut  
BR00306-700 | Cherry



**MONOPHASE MALE PLUG**



BR1510



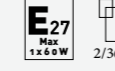
**GROUNDED MALE PLUG**



BR1511



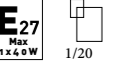
**PRENS WALL LAMP**



BR305



**MOISTURE PROOF LUMINAIRE IP65**



BR222-2 | White  
BR222-21 | Black



**GROUNDED FEMALE SOCKET**



BR1515



**TELEPHONE PLUG**



BR1513



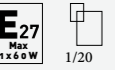
**MOISTURE PROOF LUMINAIRE IP65**



BR222-1 | White  
BR222-11 | Black



**KRAL LUMINAIRE**



BR220-1 | White  
BR220-15 | Black  
BR220-5 | Silver  
BR220-3 | Gold



**METAL CABLE ENDS**



BR1780 | 6mm/5mm  
BR1781 | 10mm/5mm  
BR1782 | 16mm/6mm  
BR1783 | 25mm/8mm  
BR1784 | 35mm/8mm  
BR1785 | 50mm/10mm  
BR1786 | 70mm/10mm  
BR1787 | 95mm/10mm  
BR1788 | 120mm/12mm  
BR1789 | 150mm/12mm  
BR1790 | 185mm/16mm  
BR1791 | 240mm/16mm



**COPPER EARTH BARS**

BR1956 | 1.5m



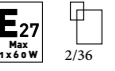
**KRAL LUMINAIRE CAGED**



BR220-2 | White  
BR220-25 | Black  
BR220-6 | Silver  
BR220-4 | Gold



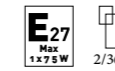
**UFO LUMINAIRE**



BR203 | White  
BR203-3 | Black



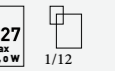
**NEPTUNE LUMINAIRE**



BR205



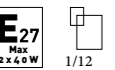
**GOK LUMINAIRE**



BR230-1



**GOK LUMINAIRE**

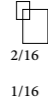


BR00230-600 | Walnut  
BR00230-700 | Cherry  
BR00230-800 | Oak




**YAKUT LUMINAIRE**

BR206 | White  
BR206-3 | Black



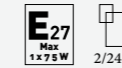
**YAKUT LUMINAIRE**

BR206-1 | Copper  
BR206-2 | Silver



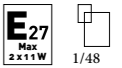
**VENUS LUMINAIRE**

BR201



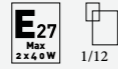
**AYNA LUMINAIRE**

BR235 | White  
BR235-2 | Silver  
BR235-5 | Pink  
BR235-3 | Blue



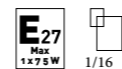
**OKYANUS LUMINAIRE**

BR-00231-1 | White  
BR-00231-3 | Black  
BR00231-600 | Walnut  
BR00231-700 | Cherry  
BR00231-800 | Oak



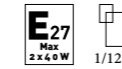
**SAFIR CEILING LIGHT FIXTURE**

BR00206-050 | White  
BR00206-450 | Copper  
BR00206-550 | Silver



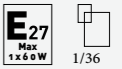
**OKYANUS SOFT LUMINAIRE**

BR00231-010



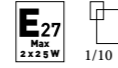
**GUNES CEILING LUMINAIRE**

BR204



**ZUMRUT LUMINAIRE WITH MOTION SENSOR + EMERGENCY LED**

BR-C0243-050



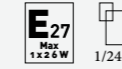
**GOK SOFT LUMINAIRE**

BR-00230-010 | White  
BR-00230-610 | Walnut  
BR-00230-710 | Cherry



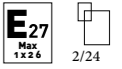
**KARE CEILING LUMINAIRE**

BR00242-000 | White  
BR00242-600 | Walnut  
BR00242-700 | Cherry



**ISIS WALL LAMP**

BR00244-000 | White  
BR00244-100 | Gold  
BR00244-200 | Silver



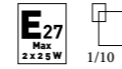
**GOK RECESSED LUMINAIRE**

BR230-2



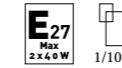
**ZUMRUT MATIK CEILING LIGHT FIXTURE WHITE**

BR10243-050 | White  
BR10243-950 | Silver



**ZUMURUT CEILING LUMINAIRE**

BR00243-050



**SAH WALL LAMP**

BR00231-610 | Walnut  
BR00231-710 | Cherry  
BR00231-810 | Oak

