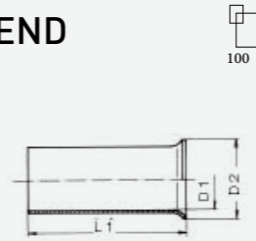




UNINSULATED WIRE END FERRULES


0282700000 | H0.75/6



100

FEED-THROUGH TERMINAL, TENSION CLAMP CONNECTION BEIGE

1775480000 | ZDU1.5 500V 17.5A 100
 1608510000 | ZDU2.5 800V 24A 100
 1632050000 | ZDU4 800V 32A 100
 1608620000 | ZDU6 800V 41A 50
 1746750000 | ZDU10 1000V 57A 25
 1745230000 | ZDU16 1000V 76A 25



FEED-THROUGH TERMINAL, TENSION CLAMP CONNECTION BLUE

1775490000 | ZDU1.5 500V 17.5A 100
 1608520000 | ZDU2.5 800V 24A 100



DOUBLE-TIER TERMINAL

1678630000 | ZDK2.5 500V 20A 50



INSULATED WIRE END FERRULES

9019010000 | H0.5/14D White 500
 9019420000 | H1.0/14D Red 100
 9019430000 | H1.5/14D Black 100
 9021240000 | H2.5/15T Grey 100
 9021250000 | H4.0/18T Orange 50
 9021100000 | H4.0/18T Orange 50
 9021130000 | H6.0/20T Green 100
 9021150000 | H10.0/22T Brown 100
 9021170000 | H16.0/22T White 100
 9021190000 | H25.0/30T Black 50
 9021200000 | H25.0/36T Black 50
 0317200000 | H35.0/30 Beige 50
 0317300000 | H35.0/39 Beige 50
 0444200000 | H50.0/36 Green 50



INSULATED WIRE END FERRULES BD

9004330000 | H1.0/14D Red
 9004350000 | H1.5/14D Black
 9004370000 | H2.5/14T Grey



500

FEED-THROUGH TERMINAL, TENSION CLAMP CONNECTION GREEN/YELLOW

1775510000 | ZPE1.5 180A 100
 1608640000 | ZPE2.5 300A 100
 1632080000 | ZPE4 480A 100
 1608670000 | ZPE6 720A 50
 1746770000 | ZPE10 1200A 25
 1745250000 | ZPE16 1920A 25
 1739650000 | ZPE35 4200A 10



FEED-THROUGH DOUBLE TERMINAL, TENSION CLAMP CONNECTION BEIGE

1674300000 | ZDK2.5 500V 20A 50



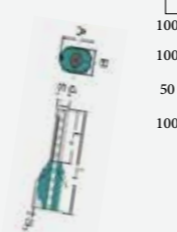
TRIPLE TERMINAL

1782300000 | ZDLD2.5-2N 500V 20A 50



INSULATED WIRE END FERRULES TWIN ENTRY ZH

9018540000 | H1.0/15D Red
 9004420000 | H1.5/16D Black
 9018580000 | H2.5/19T Grey
 9037670000 | H4.0/22T Orange



100

FEED-THROUGH TERMINAL, TENSION CLAMP CONNECTION BEIGE

1896110000 | PDU2.5/4 800V 32A 100
 1896140000 | PDU6/10 800V 57A 50
 1896400000 | PDU16 800V 76A 25



FEED-THROUGH TERMINAL PUSH IN BLUE

1896230000 | PDU2.5/4 800V 32A 50
 1896270000 | PDU6/10 800V 57A 25
 1896220000 | PDU16 800V 76A 10



BRASS CABLE GLANDS IP68

1569060000 | VG7-MS68
 1569070000 | VG9-MS68
 1569080000 | VG11-MS68
 1569090000 | VG13.5-MS68
 1569100000 | VG16-MS68
 1569110000 | VG21-MS68



1/50

FEED-THROUGH TERMINAL, SCREW CONNECTION BEIGE

1020000000 | WD2.5 800V 24A 100
 1020100000 | WDU4 800V 32A 100
 1020200000 | WDU6 800V 41A 100
 1020300000 | WDU10 1000V 57A 50
 1020400000 | WDU16 1000V 76A 50
 1020500000 | WDU35 1000V 125A 40
 1820840000 | WDU50N 1000V 150A 10
 9512190000 | WDU70N/35 1000V 192A 10
 1820550000 | WDU95N/120N 1000V 269A 5



100

FEED-THROUGH TERMINAL PUSH IN GREEN/YELLOW

1896170000 | PPE2.5/4 480A 25
 1896180000 | PPE6/10 1200A 25
 1896210000 | PPE16 1920A 10




500



STEEL GALVANIZED, CHROMIUM PLATED MOUNTING RAIL

1805980000 | 35X15/6X18
 7915060000 | 35X7.5



20m

40m

FEED-THROUGH TERMINAL, SCREW CONNECTION GREEN/YELLOW

1010000000 | WPE2.5 300A 100
 1010100000 | WPE4 480A 100
 1010200000 | WPE6 720A 50
 1010300000 | WPE10 1200A 50
 1010400000 | WPE16 1920A 50
 1010500000 | WPE35 4200A 25



100

100

50

50

50

25

FEED-THROUGH TERMINAL, SCREW CONNECTION BLUE

1020080000 | WDU2.5 800V 24A 100
 1020180000 | WDU4 800V 32A 100
 1020280000 | WDU6 800V 41A 100
 1020380000 | WDU10 1000V 57A 50
 1020480000 | WDU16 1000V 76A 50
 1020580000 | WDU35 1000V 125A 40
 1820850000 | WDU50N 1000V 150A 10



100

100

100

50


50

40

10


ACCESSORIES, END PLATE P-SERIES

1896300000 | PAP2.5/4 Beige 50
 1896330000 | PAP PDU6/10 Beige 10
 1896290000 | PAP16 Beige 10
 1049210000 | PAP2.5/4 Blue 25
 1049200000 | PAP PTU6/10 Blue 25



END PLATE W-SERIES

1050000000 | WAP2.5-10 50
 1050100000 | WAP16+35 20



ACCESSORIES, END BRACKET BEIGE

7920340000 | ZEW15 20
 9540000000 | ZEW35 20
 0383560000 | EW35 50



W-SERIES CROSS CONNECTOR

1052360000 | WQV 6/2 2 POLES 25
 1054760000 | WQV 6/3 3 POLES 25
 1052260000 | WQV 6/10 10 POLES 20
 1052560000 | WQV 10/2 2 POLES 24
 1054960000 | WQV 10/3 3 POLES 25
 1052460000 | WQV 10/10 10 POLES 20



Z-SERIES CROSS CONNECTOR

1758250000 | ZQV 4N/2 GE 32A 25
 1762630000 | ZQV 4N/3 GE 32A 24
 1758260000 | ZQV 4N/10 GE 32A 20



W SERIES, FUSE TERMINAL

1886580000 | WSI4
1886590000 | WSI4/LD
10-36V AC/DC



W SERIES, FUSE TERMINAL

1011000000 | WSI6



W SERIES, FUSE TERMINAL

1137790000 | WSI25/1
10X38 1KV



SAK SERIES, FUSE TERMINAL DIRECT MOUNTING

0502100000 | SAKS 5/35
DB



FUSE CARTRIDGE

0430700000 | G20/1.0A/F
0430900000 | G20/2.0A/F
0431400000 | G20/6.3A/F
0361700000 | E18/63A KU




FUSE CARTRIDGE 1000VDC GPV DF

7791400461 | 10X38 10A
7791400462 | 10X38 12A
7791400463 | 10X38 16A
7791400464 | 10X38 20A



WS TERMINAL MARKER 5X5MM WHITE ALLEN-BRADLEY

1609860000 | WS 12/5 MC
NEWS



TERMINAL MARKERS ,PROTECTIVE CAP 40X7MM TRANSPARENT

163194000 | STR 5 S
F.SCHT 5 S



DEKAFIX TERMINAL MARKER 5X5MM WHITE

0473560001 | DEK 5 FS 1-50
0473560051 | DEK 5 FS 1-100
0460660001 | DEK 5 FSZ 1-10
0460660011 | DEK 5 FSZ 11-20
0460660021 | DEK 5 FSZ 21-30
0460660031 | DEK 5 FSZ 31-40
0460660041 | DEK 5 FSZ 41-50
0460660051 | DEK 5 FSZ 51-60
0460660061 | DEK 5 FSZ 61-70
0460660071 | DEK 5 FSZ 71-80
0460660081 | DEK 5 FSZ 81-90
0460660091 | DEK 5 FSZ 91-100
1289660011 | DEK 8 FSZ 11-20
1289660001 | DEK 8 FSZ 1-10



SCHT TERMINAL MARKER 44.5X19.5MM BEIGE

0292460000 | SCHT 5
1631930000 | SCHT 5S



D-SERIES DRM RELAY WITH TEST BUTTON AGNI 0.15µm

4 CONTACTS
7760056078 | 12V DC 5A
7760056097 | 24V DC 5A
7760056104 | 230VAC 5A



2 CONTACTS
7760056069 | 24V DC 10A
7760056076 | 230VAC 10A

RIDER SERIES RCM RELAY WITH TEST BUTTON AGNI 90/10 2 CONTACTS

8689740000 | 12VAC 12A



D-SERIES DRM RELAY BASE

4 CONTACTS
7760056107 | 10A



2 CONTACTS
7760056106 | 12A



RIDER SERIES RRD RELAY WITH TEST BUTTON AGNI 90/10 3 CONTACTS

8799030000 | 12V DC 10A
8690430000 | 12VAC 10A
8690450000 | 24VAC 10A
8690620000 | 24VDC 10A
8690570000 | 230VAC 10A



D-SERIES DRR RELAY BASE 3 CONTACTS

1132820000 | 12A



D-SERIES DRM RELAY KIT WITH TEST BUTTON AGNI 0.15µm 4 CONTACTS

1542510000 | 24VDC 5A
1542540000 | 230VAC 5A



RIDER SERIES RCL RELAY KIT WITH TEST BUTTON AGNI 90/10

8897190000 | 24VDC 16A 1C



RIDER SERIES RCL RELAY KIT WITH TEST BUTTON AGNI 90/10 2 CONTACTS

2476810000 | 12VDC 5A
8881610000 | 24VDC 8A
8881630000 | 230VAC 8A



RIDER SERIES RCL RELAY WITH TEST BUTTON AGNI 90/10

1 CONTACT
8869950000 | 12VDC 16A



2 CONTACTS
8870320000 | 24VDC 8A
8870370000 | 230VAC 8A

TERMSERIES RELAY KIT AGNI

1 CONTACT
1122820000 | 230 VUC 6A
1122770000 | 24 VDC 6A



2 CONTACTS
1123490000 | 24 VDC 8A
1123540000 | 230 VUC 8A



MULTIFUNCTION TIMER RELAY BTM-S AGNI 90/10 1 CONTACT

8647700000 | 24..230VAC,
24..48VTC 5A



TERMSERIES RELAY AGNI 1 CONTACT

4061610000 | 12VDC 6A
4061630000 | 60VDC 6A



VPU I 4 280V/12,5KA

1352180000 | TYPE I & II



VPU II 3+1 280V

135223000 | TYPE I & II
12,5KA
1352650000 | TYPE II & III
40KA



VPU I 2+0 R PV 1000V DC WITH TELECOM.

1351430000 | TYPE I & II



UHF CONNECTOR / M-F COAXIAL IP65

8947850000 | 1 GHz



VPU II 1 280V/40KA

1352580000 | TYPE II & III



VPU I 1 3+1 LCF 280V/25KA

1351780000 | TYPE I & II



VDATA CAT6

1348590000 | 48V, 60V, 1A



F CONNECTOR / M-F COAXIAL IP65

8947840000 | 2 GHz



VPU I 4 R 400V/100KA WITH TELECOM.

1438020000 | TYPE I & II



VPU I 1+1 400V/100KA

1351840000 | TYPE I & II



Weidmüller 

VPU I 2 R LCF 280V/25KA WITH TELECOM.

1351620000 | TYPE I & II



VPU II 0 600V/25KA SPARE ARRESTER

1352930000 | TYPE II & III



POWER SUPPLY WITH SIGNAL INPUT AC/DC & OUTPUT DC 24V

1469480000 | 120W 5A
1469490000 | 240W 10A
1469510000 | 480W 20A



POWER SUPPLY WITH SIGNAL INPUT 3-PHASE AC/DC & OUTPUT DC24V

1478170000 | 120W 5A
1478180000 | 240W 10A



VSPC 2CL 24VDC

8924470000 | 24V 450mA



VSPC TELE 2WIRE

8924660000 | 120V 450mA



POWER SUPPLY WITH SIGNAL INPUT 85..264V AC / 110..370V DC OUTPUT 9..15V DC ADJUSTABLE

8754970000 | 48W 4A



CP A BATTERY 24V DC

1251070000 | 3.4AH
1251080000 | 7.2AH
1251090000 | 12AH
1251110000 | 17AH



VSPC RS485 2CH

8924670000 | 5V 450mA



VSPC BASE 2CL FG

8924270000 | 450mA



CP DC UPS 24V

1370050010 | 20A/10A
1370040010 | 40A



CP A BATTERY 24V DC

1406930000 | 1,3AH
1251070000 | 3,4AH



THERMOTRANSFER PRINTER 300DPI
LABEL REEL SHRINK FIT SLEEVES

2430920000



SOCKET / SOCKET HDMI COUPLING

2003390000



RJ45 INSERT BULK HEAD

1962850000



INK RIBBON 40/300

1426210000 | 300m



CLIPCARD DEVICE MARKER
45X15MM

2005520000 | Yellow



AC/DC MULTIMETER C 2606

9427370000



CRIMPING TOOL 0,14MM² TO 6MM²

1444050000



THM DEVICE MARKER 15X6MM

1059780000 | White



THM CONDUCTOR CABLE MARKER
1.9-1.9MMX18MM

1856630000 | Yellow



“STRIPAX PLUS” CUTTING, STRIPPING
AND CRIMPING TOOL 0,5MM² TO 2,5MM²

9020000000



INSULATED SCREWDRIVERS
RED LINE SERIES

9042260000 | 6pcs



*Up to 1000V AC & 1500V DC

TWINMARK CONDUCTOR AND
CABLE MARKERS 0.8-2.4MM,
30000X4.2MM

1505840000 | White



DEKAFIX TERMINAL MARKER,
WHITE

2007110000	5x5mm	800
2007120000	5x6mm	600
2007130000	5x8mm	500
2007190000	12x5mm	800



KT CUTTING TOOL

9002650000 | 16MM²
1157820000 | 70MM²



INSULATED SCREWDRIVERS

1274750000 | 6pcs



*Up to 1000V AC & 1500V DC

KSE INSULATED HEAVY DUTY
CUTTING PLIERS

9046410000



KBZ INSULATED PLIERS

9046280000 | 160MM long
9046290000 | 180MM long

